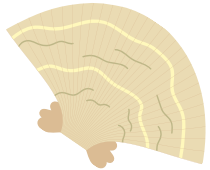
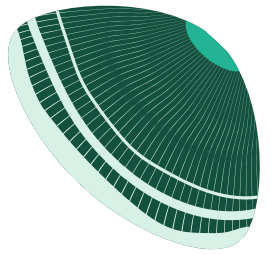





ASTRO-NUTS MISSION TWO: THE WATER PLANET ART CHOICE BOARD



Get creative! Imagine the colors of your own universe through the use of slime.
[link](#)

Make your own pinhole camera! Use this link to help you see planetary objects like the moon.
[link](#)

NASA's got a fun activity for you! Cut out and put together your very own universe flipbook!
[link](#)



With a sibling or friend, create jewelry while learning how to count in binary!
[link](#)

Learn about comets and create your own model of one by completing the activity below!
[link](#)

Inspired by the collage art in Astro-Nuts? Try it for yourself using these templates!
[link](#)

Make an ocean you can eat!
[link](#)

Create a virtual welcome banner for the author and illustrator! Be sure to include photos or drawings of your own collage work.

Curious about the illustrator, Steven Weinberg? Check out his website!
[link](#)

Explore the entire collection of art used in AstroNuts from the Rijksmuseum
[link](#)